

# Form II Home Learning 25/03/2020

---

Today we are learning:

- English
- Maths
- RE
- Optional extras



# Form II Home Learning Reminders

---

- Don't forget to read every day to an adult or sibling!
- Practice your times tables every day!
- Continue to practice your spellings!
- Work through your maths bond and arithmetic books at your own pace.



# Form II Useful Resources

---

- <https://www.bbc.co.uk/teach/supermovers>  
Times tables, grammar and just for fun!
- <https://www.topmarks.co.uk/maths-games/7-11-years/ordering-and-sequencing-numbers>  
Maths games
- <https://www.bbc.co.uk/teach/ks2-english/zbrwnrd> English additional resources
- <https://www.bbc.co.uk/teach/ks2-maths/zm9my9q> Maths additional resources
- <https://swiggle.org.uk/> Child safe search engine
- <https://www.twinkl.co.uk/go/lessons/view/arithmeticmagic> Arithmagic game. Code: TA5810



English

LO: To read and answer questions about a text





## English

LO: To read and answer questions about a text

Write the date and learning objective in your lined book now!



## Book task

Read the legend of Romulus and Remus. It might be easier to print the text and question slides.

Answer the questions in your lined book.

Remember to answer in full sentences.

The answers are on the following slide so you can check your work!



# The Story of Romulus and Remus

Nearly three thousand years ago, in a place called Alba Longa in Italy, lived King Numitor. All was fine until the king's younger brother, Amulius, wanted the throne for himself and took it. Amulius also made sure that nobody would take the throne back off him, so he had Numitor's sons killed and made his only daughter, Rhea Silvia, become a Priestess of Vesta, which meant that she was not allowed to marry or have children because Amulius worried that she might have a son one day who could become king.



However, the plan went wrong because Rhea Silvia fell in love with Mars, the Roman God of War, and they had twin sons. Breaking the rules of the Priestesses of Vesta usually meant death, but Mars was a hugely powerful man and Amulius was scared of him. Instead, he put Rhea Silvia in prison and ordered a servant to take the twins and put them in the River Tiber.

What Amulius did not know was when the servant came to the river, he felt sorry for the boys, so he left them in their basket and let them float down the river, where he hoped they would be rescued.

The servant's hopes were right, as a she-wolf found the boys and pulled them to safety, where she protected and cared for them. The wolf looked after the twins until a shepherd came along one day and took them home to be cared for by him and his wife. They gave the boys names: Romulus and Remus.

The shepherd and his wife loved and cared for the two boys as if they were their own sons and Romulus and Remus became shepherds like their father.




## The Story of Romulus and Remus

One day, while the boys were with their sheep, they met some shepherds of King Amulius and the men ended up fighting. Remus was caught and taken back to King Amulius, who did not recognise him.

Meanwhile, Romulus gathered a group of shepherds to go and rescue Remus. Eventually, Romulus managed to free Remus but not before killing the king.

The people of the city were not angry with the boys when they found out who they were but instead wanted to crown them as joint kings. Surprisingly, the boys turned down the offer because they wanted to build their own city.



After a journey, Romulus and Remus found the place they wanted as their city. However, they disagreed on which hill the city should be built. Romulus wanted Palatine Hill whereas Remus preferred Aventine Hill so they decided to wait for a sign from the gods to tell them which hill they should use.

The sign from the gods was a group of vultures but each brother believed they had won. Still not managing to agree, Romulus went on to build a wall around Palatine Hill, but Remus was jealous and taunted his brother. They fought and Remus was killed by Romulus.

Romulus, was now free to build his city, which was finished on the 21st April 753BC. He made himself king and named the city 'Rome' after himself. This was the beginning of one of the most powerful cities in the world for the next thousand years.





1. Name Romulus and Remus' birth father and birth mother.

---

---

2. Who was the city of 'Rome' named after?

---

---

3. What did Rhea Silvia become after Amulius became king?

---

---

4. In the text, the author uses the word '**taunted**'.

Which word or words most closely match the word '**taunted**'? Tick one

- |              |                          |
|--------------|--------------------------|
| complimented | <input type="checkbox"/> |
| cheered      | <input type="checkbox"/> |
| teased       | <input type="checkbox"/> |
| shouted at   | <input type="checkbox"/> |

5. Who was Mars?

---

---

6. What did the two brothers disagree over?

---

---

7. Who gave Romulus and Remus their names?

---

---

8. What happened to the twins after the servant put them in the water?

---

---

9. How come there was only one brother who built a city?

---

---

10. Do you think the servant of Amulius did the right thing? Give reasons for your answer.

---

---





Spend 20 minutes learning 10-15 spellings using the “look, cover, write, check” method!

accident	caught	eighth	heard	minute	possible	strange
accidentally	centre	enough	heart	natural	potatoes	strength
actual	century	exercise	height	naughty	pressure	suppose
actually	certain	experience	history	notice	probably	surprise
address	circle	experiment	imagine	occasion	promise	therefore
answer	complete	extreme	increase	occasionally	purpose	though
appear	consider	famous	important	often	quarter	although
arrive	continue	favourite	interest	opposite	question	thought
believe	decide	February	island	ordinary	recent	through
bicycle	describe	forward	knowledge	particular	regular	various
breath	different	forwards	learn	peculiar	reign	weight
breathe	difficult	fruit	length	perhaps	remember	woman
build	disappear	grammar	library	popular	sentence	women
busy	early	group	material	position	separate	
business	earth	guard	medicine	possess	special	
calendar	eight	guide	mention	possession	straight	



## English

LO: To read and answer questions about a text

How did you find this lesson? Colour a small traffic light at the end of your work.

Red = I didn't understand


Yellow = I need a bit more practice

Green = Got it!



# Maths

LO: To measure capacity in the correct units




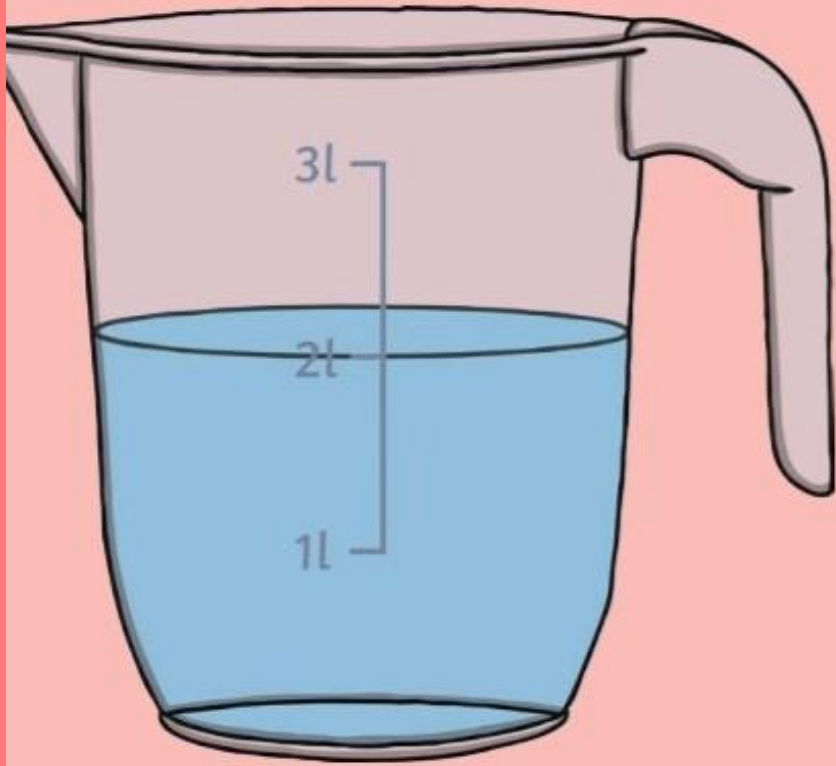


# Maths

LO: To measure capacity in the correct units

Write the date and learning objective in your squared book now!





## Litres

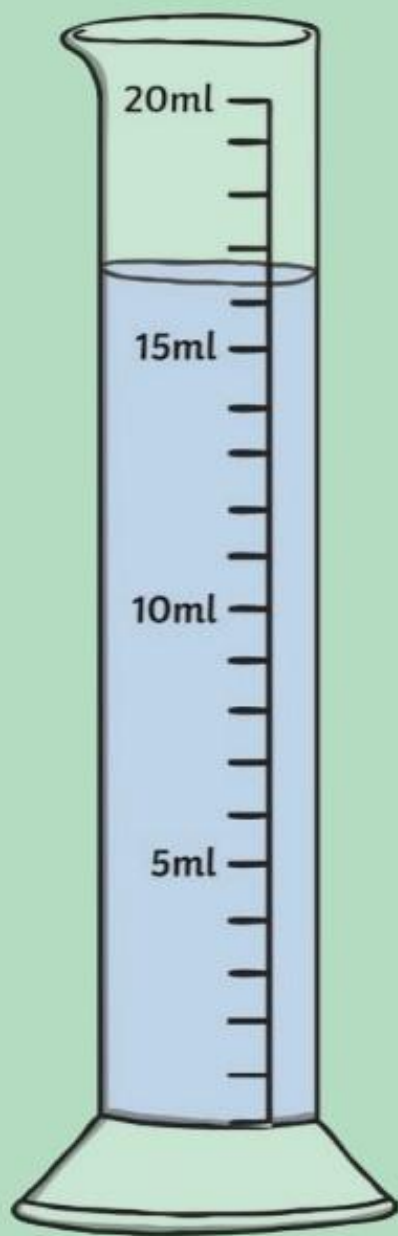
We can use a jug to measure larger capacities.



We measure these in **litres**.

We write this as **l**.

$$1000\text{ml} = 1\text{l}$$



## Millilitres


We can use a measuring cylinder to measure very small capacities.



We measure these in **millilitres**.  
We write this as **ml**.

$$1000\text{ml} = 1\text{l}$$





# Online task

---

<https://www.twinkl.co.uk/go/lessons/view/maths>

Follow the link to Twinkl Go!  
Watch the “Capacity” video clip

# Practical task

## You will need:

A measuring jug

A variety of containers

## Instructions:

First estimate the capacity of each container.

Fill each container with water.

Pour the water into the measuring jug.

Read the scale on the measuring jug to find out the capacity of each container.

Record your results in a table like the one shown here.

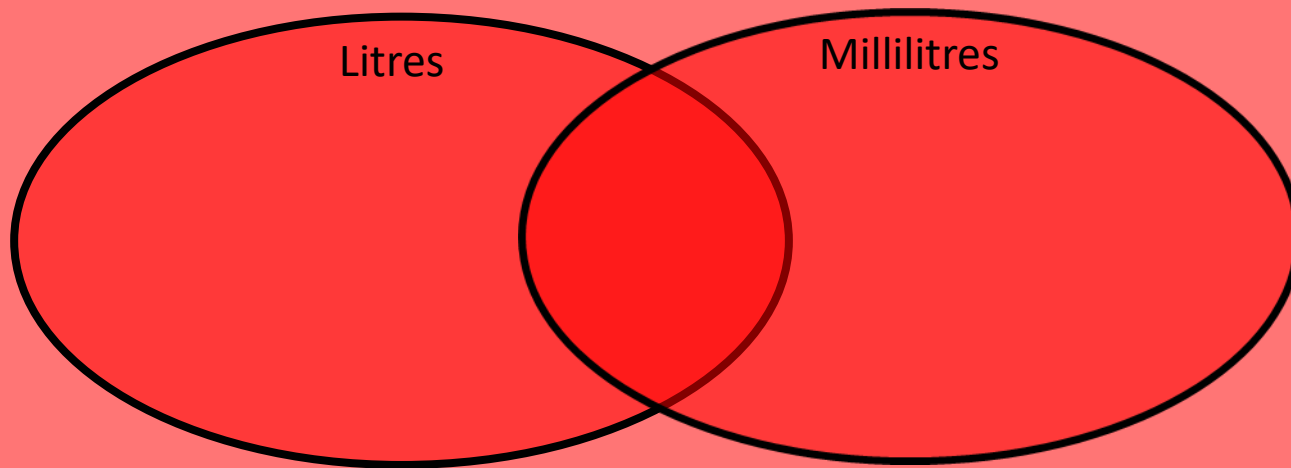
Container	Estimate	Capacity
Milk Bottle	700ml	1000ml 1L
Mug		
Egg Cup		

# Book task

Draw a Venn diagram like the one shown.

Sort the containers into the correct section of the diagram.

You could print this slide and cut out the pictures, or simply write each container in the diagram.







## Optional extra task

---

<https://www.twinkl.co.uk/go/lessons/view/maths>

Follow the link to Twinkl Go! Complete the “Capacity word mat” and “Capacity word search” activities.

## Maths


LO: To measure capacity in the correct units

How did you find this lesson?  
Colour a small traffic light at the end of your work.

Red = I didn't understand

Yellow = I need a bit more practice

Green = Got it!




RE

LO: To understand why  
Christians celebrate Lent



# What Is Lent?

- Lent begins on Ash Wednesday, which is the day after Pancake Day. It is the start of a very important time in the Christian Calendar.
- Lent leads up to Easter, the time that Christians remember Jesus' death and resurrection.
- Lent is 40 days long (not including Sundays).



# Jesus Goes into the Wilderness

- Before Jesus began his teaching, he spent 40 days and 40 nights in the desert, to be with God. During this time, he had no food. Whilst Jesus was in the desert, the Devil appeared, trying to tempt Jesus.





# Jesus Goes into the Wilderness

- The Devil knew that Jesus was hungry, so he told him that if he was indeed the Son of God, to turn the rocks nearby into bread. The Devil knew Jesus could do this, but Jesus knew it was a trap and told him 'No!'.



# Jesus Goes into the Wilderness

- Next, the Devil took Jesus to the Holy City and to the top of a temple. He told Jesus to throw himself off the temple. "If you are the Son of God," he told Jesus, "then the angels will save you." But Jesus knew it was a trick and he told the Devil that he was not to test God.



# Jesus Goes into the Wilderness



- Finally, the Devil took Jesus to a very high mountain and told him "All the kingdoms of the world will be yours if you worship me."
- But Jesus told him to leave and that he only worshipped and served God.
- God was very pleased with Jesus and how he resisted the Devil's temptations.



# Jesus Resisted Temptation

- Jesus spent 40 days and 40 nights in the desert. He had no food. Whilst he was in the desert, the Devil tried to tempt him with food. The Devil made Jesus many promises, but each time Jesus told him 'No!'.
- Lent lasts 40 days, to remind Christians of Jesus' sacrifices when he was in the desert and also of his refusal to be tempted by the Devil.



# What Do Christians Do During Lent?

- In the past, Christians would give up all 'rich' food and drink during Lent. This meant food such as meat, eggs, fats and milk products weren't eaten. People used up their 'rich' foods before Lent began, by making pancakes; this is why we have Pancake Day.





# What Do Christians Do During Lent?

- Today, many Christians mark Lent by trying to 'give up' something they like. It might be chocolate or something like video games. They do this to remember Jesus' sacrifice when he was in the desert and to test their own self-discipline: to see if they can say no to temptation, just as Jesus did.



- Lots of churches hold special Lent services.

# When Does Lent Finish?

- Lent ends at Easter, when Christians remember Jesus' death on the cross and his resurrection.



# What Would You Give up for Lent?

- Lent is a time for Christians to remember Jesus' sacrifice and how he resisted temptation.
- If you were giving up something for Lent, what would it be?
  - Why would it be difficult for you to give it up?





## Lent Comic Strip!

- Create a comic strip retelling the story of Lent!
- You could do this on plain paper or in your lined book.
- Don't forget the date and Learning Objective!

# Optional extra task

- Find out more about Lent!
- Follow the link to BBC Teach

<https://www.bbc.co.uk/bitesize/topics/ztkxp4/articles/z77jf4j>





# Form II Home Learning 25/03/2020

---

Well done! You finished today's lessons!

I'm looking forward to seeing you all back at school soon!

Miss Ardley

