

# Form II Home Learning 27/03/2020

---

Today we are learning:

- English
- Maths
- Science
- Optional extras



# Form II Home Learning Reminders

---

- Don't forget to read every day to an adult or sibling!
- Practice your times tables every day!
- Continue to practice your spellings!
- Work through your maths bond and arithmetic books at your own pace.



# Form II Useful Resources

---

- <https://www.bbc.co.uk/teach/supermovers>  
Times tables, grammar and just for fun!
- <https://www.topmarks.co.uk/maths-games/7-11-years/ordering-and-sequencing-numbers>  
Maths games
- <https://www.bbc.co.uk/teach/ks2-english/zbrwnrd> English additional resources
- <https://www.bbc.co.uk/teach/ks2-maths/zm9my9q> Maths additional resources
- <https://swiggle.org.uk/> Child safe search engine
- <https://www.twinkl.co.uk/go/lessons/view/arithmeticmagic> Arithmagic game. Code: TA5810



English

LO: To use commas to  
write a list






## English

LO: To use commas to write a list

Write the date and learning objective in your lined book now!



# What is a List?



Commas are one of the most commonly used punctuation marks in English.


A comma tells a reader to take a short pause when they are reading but not as long as a full stop.

Practise reading out loud with the following paragraph, thinking about what to do when you reach a full stop or a comma.



The parrot was bright, blue and beautiful. He had green wings, a silver beak and yellow feet.

# Commas vs Full Stops



Comma hunt – pick a page of your reading book and see how many commas you can count. Which are there more of - commas or full stops?

Comma




Full



Read the words in your head – can you pause in the right places for the right amount of time?

Commas have lots of uses in English - today we will be looking at how commas are used to separate items on a list.

# What is a List?



A list is a collection of items, words or phrases.

Can you think of any occasions when we use lists?

When we use lists in our writing, we need to turn them into full sentences.

- Could you get to the end of the sentence without running out of breath?
- Did the sentence sound nice or have a boring rhythm to it?

We could do this using 'and' to link all of the items together but there are problems with this. Read the list below out loud:

Dear Santa, for Christmas I would like a bike and a laptop and a dog and a horse and a teddy bear and a building brick set and a pencil sharpener and a trumpet.





# Commas to the Rescue!



Replacing the 'and's with commas will give your reader a pause for breath and give your sentence much more character. Always use 'and' just before the last item in the list, to finish your sentence correctly!

Look at this  
example:

The superhero wore a cape ~~and~~ gloves, ~~and~~ a mask and boots.

The superhero wore a cape, gloves, a mask and boots.



# WANTED

## Unnecessary Commas

I would like to go, shopping,  
for, some, trousers, a, top,  
some, trainers, and, a, cap.

**Don't use too many!**

*Which commas are  
not needed?*

Choose the sentence that  
uses commas correctly!

No need to write this in  
your lined book, a scrap  
piece of paper will do.

You can check your  
answers at the end!



- a) I had chicken, rice and vegetables for dinner.
- b) I had chicken rice and vegetables for dinner.
- c) I had, chicken, rice, and vegetables for dinner.

- a) I had chicken, rice and vegetables for dinner.
- b) I had chicken rice and vegetables for dinner.
- c) I had, chicken, rice, and vegetables for dinner.



- a) This year John is playing football cricket and volleyball.
- b) This year John, is playing football cricket, and volleyball.
- c) This year John is playing football, cricket and volleyball.

- a) My mum, planted peppers, tomatoes and courgette, in the garden.
- b) My mum planted peppers, tomatoes and courgette in the garden.
- c) My mum planted peppers tomatoes and courgette in the garden.

- a) Timothy's favourite colours are blue orange yellow and green.
- b) Timothy's favourite colours are blue, orange, yellow and green.
- c) Timothy's favourite colours, are blue, orange, yellow and green.

- a) The dog likes to fetch, run and swim.
- b) The dog likes to fetch run and swim.
- c) The dog, likes, to fetch run, and swim.

- a) Jacqueline went to the park the shops the doctor and the supermarket today.
- b) Jacqueline went to the park, the shops, the doctor and the supermarket today.
- c) Jacqueline went to the, park the, shops the, doctor and the, supermarket today.

- a) Before school we need to take a shower brush our hair and eat breakfast.
- b) Before school we need, to take a shower, brush our hair and, eat breakfast.
- c) Before school we need to take a shower, brush our hair and eat breakfast.

- a) He missed numbers two, six and eight on his homework.
- b) He missed numbers two six and eight on his homework.
- c) He missed, numbers, two six, and eight on his homework.

- a) Marc, ate popcorn ice-cream a hotdog and candy floss at the fair.
- b) Marc ate popcorn ice, cream a hotdog and candy, floss at the fair.
- c) Marc ate popcorn, ice-cream, a hotdog and candy floss at the fair.

- a) My beach bag includes a hat, sunscreen, sunglasses and a towel.
- b) My beach bag, includes a hat, sunscreen, sunglasses, and a towel.
- c) My beach bag includes a hat sunscreen sunglasses and a towel.

- a) Jasmine has a dog, a cat and a hamster.
- b) Jasmine has a dog, a cat, and a, hamster.
- c) Jasmine has a, dog a, cat and a hamster.

- a) The kids must clean their rooms do the dishes, and clean up the living room before they can go outside.
- b) The kids must clean, their rooms, do the dishes, and clean up the living room before they can go outside.
- c) The kids must clean their rooms, do the dishes and clean up the living room before they can go outside.

- a) Everyone loved the decorations, food and games, at the party.
- b) Everyone loved the decorations, food, and games at the party.
- c) Everyone loved the decorations, food and games at the party.



- a) April's dad made hotdogs hamburgers and corn on the BBQ.
- b) April's dad made hotdogs, hamburgers and corn on the BBQ.
- c) April's dad made hotdogs, hamburgers, and corn, on the BBQ.



## Using Commas in a List Task Cards

## Answers

1.a

8.a

2.c

9.c

3.b

10.a

4.b

11.a

5.a

12.c

6.b

13.c

7.c

14.b

# Book task


Write a shopping list for each child. The first one has been done for you.

Remember to write in full sentences, like the example!



# Example:

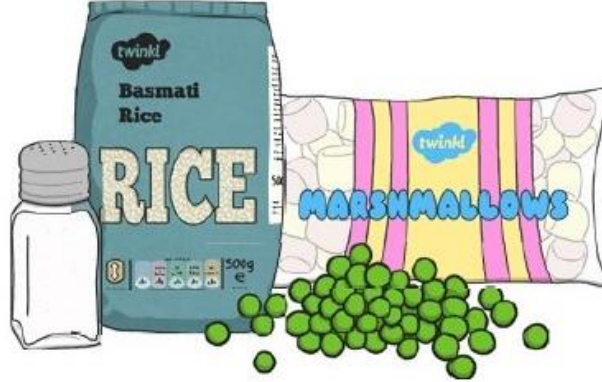
Des



Des went shopping and bought eggs, broccoli, cheese and cereal.

Now it's your turn!

Simone



Simone went shopping and bought...

---

---

---

Artem



Artem went shopping and bought...

---

---

---

Venetta



Venetta went shopping and bought...

---

---

---

Karen



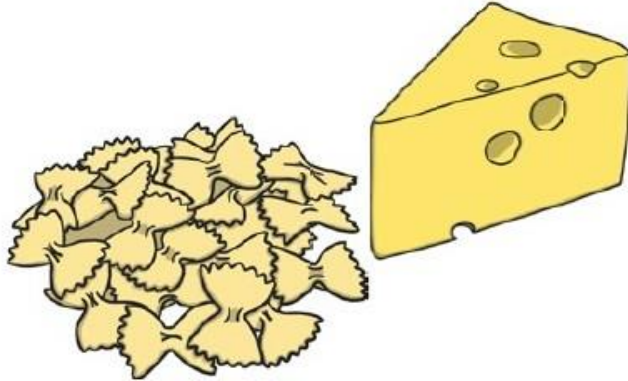
Karen went shopping and bought...

---

---

---

Wahab



Wahab went shopping and bought...

---

---

---



# Answers!

Simone



Simone went shopping and bought...  
*salt, marshmallows, rice and peas.*

Artem



Artem went shopping and bought...  
*tuna, lettuce, bread and chocolate.*

Venetta



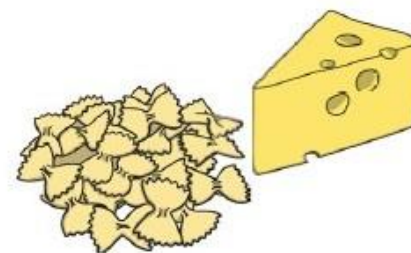
Venetta went shopping and bought...  
*flour, baked beans and Yorkshire puddings.*

Karen



Karen went shopping and bought...  
*orange juice, chocolate biscuits  
and ice cream.*

Wahab



Wahab went shopping and bought...  
*pasta and cheese.*


# Optional extra task

- We can use lists in our stories!
- We can describe settings and characters using something called “power of 3”.
- Write 3 **adjectives** in a list to describe something in more detail.
- Have a look at the example and then try your own in your lined book!




Lists of three adjectives or phrases can be used to describe a scene. They are sometimes called 'sentences of three'. Can you write sentences of three to describe the following pictures? There are two examples for the first picture.

e.g.



The castle was huge, strong and safe.

The castle had towering turrets, strong walls and secret windows.



---

---

---



---

---

---



---

---


---



---

---

---



---

---

---



---

---

---



## English

LO: To use commas to write a list.

How did you find this lesson? Colour a small traffic light at the end of your work.

Red = I didn't understand

Yellow = I need a bit more practice

Green = Got it!



# Maths

LO: To choose the correct unit of measure



# Maths

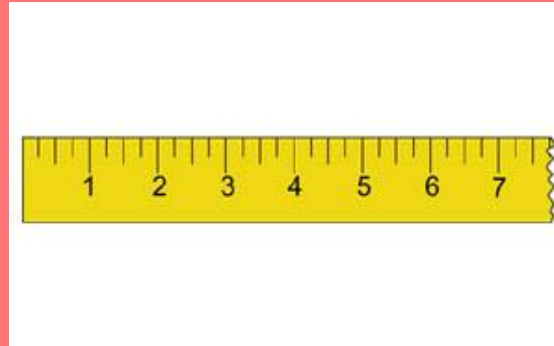
LO: To choose the correct unit of measure

Write the date and learning objective in your squared book now!



# Let's Recap!

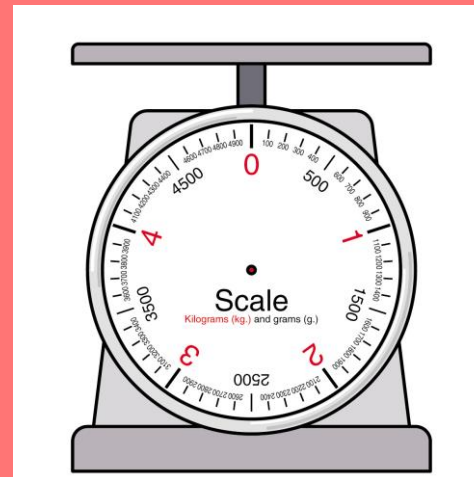
**Length** = How long something is. We measure length in mm, cm or m (millimetres, centimetres or meters)



**Capacity** = how much liquid a container can hold. We measure capacity in ml or L (millilitres or litres)



**Mass** = how heavy something is. We measure mass in g and Kg (grams or kilograms)



# Which Unit would you choose to measure the following items?



- You could print the following slide and label the pictures, or you could tell someone in your family the answers!







# Book tasks

Can you complete the chilli challenges for measurement?

Choose **one chilli**, **two chillies** or even **three chillies** if you're feeling super confident!

You could print the slides, cut out the chilli challenges and stick them in your book, or you could copy the question carefully instead.

- ***You can check your answers at the end!***



# One Chilli

Measurement

Nice and Spicy!



## Measures

Measure, compare, add and subtract: lengths (m/cm); mass (kg/g); volume/capacity (l/ml).



**Alana**

1m 27cm



**Kris**

1m 23cm

Who is the tallest? What is Alana's height in centimetres?

One Chilli

Measurement

Nice and Spicy!



## Measures

Measure, compare, add and subtract: lengths (m/cm); mass (kg/g); volume/capacity (l/ml).



**13kg**

The weight limit for the suitcase is 12kg. What weight needs to be taken out?

# One Chilli

Measurement

Nice and Spicy!



## Measures

Measure, compare, add and subtract: lengths (m/cm); mass (kg/g); volume/capacity (l/ml).



The bucket is filled by pouring five jugs of water.  
How much water does the bucket hold?



Two chillies

Measurement

It's Getting Hot! 

## Measures

Measure, compare, add and subtract: lengths (m/cm); mass (kg/g); volume/capacity (l/ml).



**Alana**  
1m 27cm



**Kris**  
1m 23cm

Who is the tallest? What is the difference in height?

Two chillies

Measurement

It's Getting Hot! 

## Measures

Measure, compare, add and subtract: lengths (m/cm); mass (kg/g); volume/capacity (l/ml).



**13kg 400g**

The weight limit for the suitcase is 12kg. What weight needs to be taken out?

Two chillies

Measurement

It's Getting Hot! 

## Measures

Measure, compare, add and subtract: lengths (m/cm); mass (kg/g); volume/capacity (l/ml).



The bucket holds five times more water than the jug.  
How much water does the bucket hold?

Three chillies

Measurement

Burning Up!



## Measures

Measure, compare, add and subtract: lengths (m/cm); mass (kg/g); volume/capacity (l/ml).

Add 1m26cm and 1m 32cm to two of the children.

Bobby is 3cm shorter than the tallest person in the line. How tall is Bobby? Write the heights in order smallest to largest.



Three chillies

Measurement

Burning Up! 

## Measures

Measure, compare, add and subtract: lengths (m/cm); mass (kg/g); volume/capacity (l/ml).



**13kg 400g**

The weight limit for the suitcase is 12kg. What weight needs to be taken out?



Three chillies

Measurement

Burning Up! 

## Measures

Measure, compare, add and subtract: lengths (m/cm); mass (kg/g); volume/capacity (l/ml).



**136g**



**74g**



**263g**

What is the total weight of the objects?

## Maths


LO: To choose the correct unit of measure

How did you find this lesson?  
Colour a small traffic light at the end of your work.

Red = I didn't understand

Yellow = I need a bit more  
practice

Green = Got it!



# Science

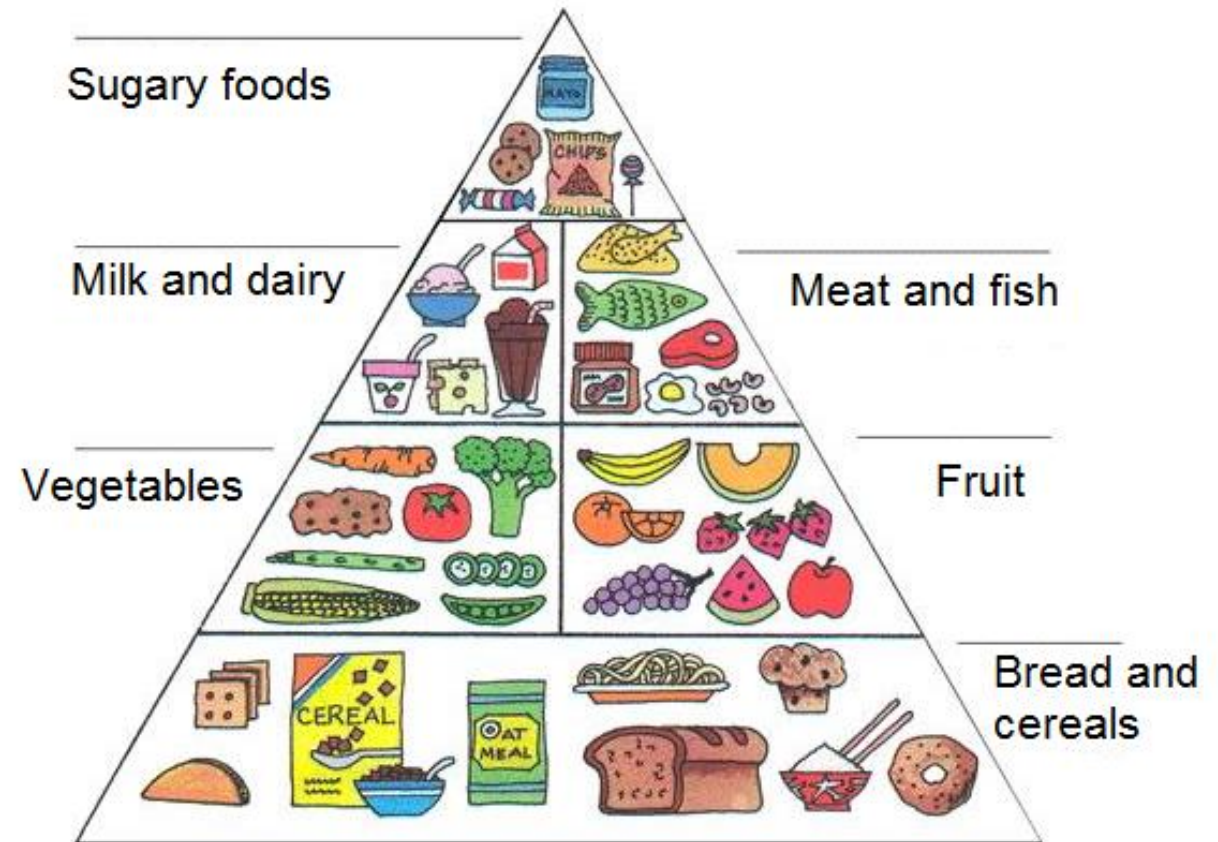
LO: To make a healthy meal



Do you remember what a “Healthy Plate” looks like?



A food pyramid tells us which foods we should eat lots of, and which foods we should only have occasionally:



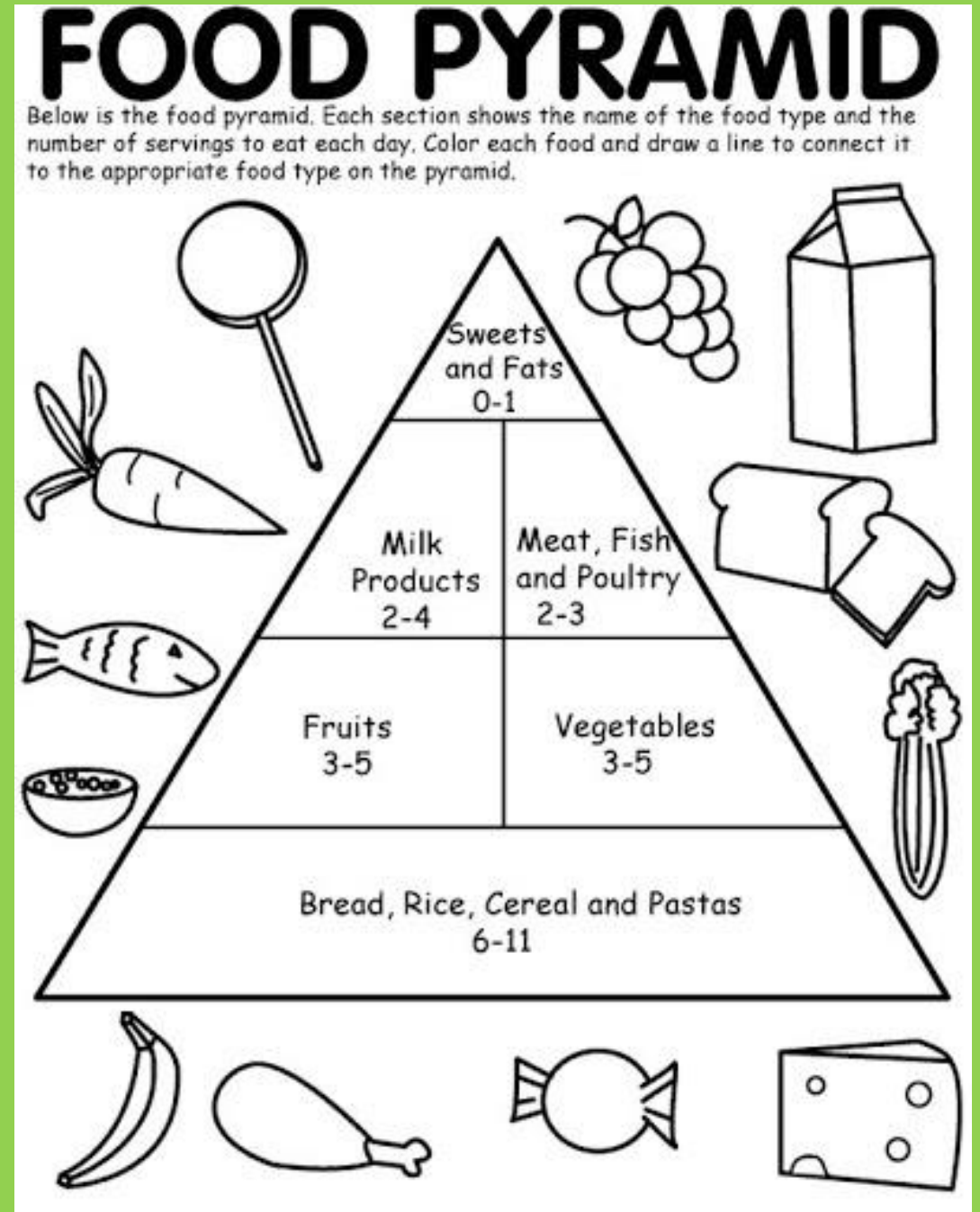


## Book Task:

Where do these foods belong on the food pyramid?

Print this slide.

Draw labels to the correct section.  
Colour the foods!





# Practical task!

---

- Help a grown-up to make one of your meals today.
- Which food groups does it contain? Could it be made healthier?
- Don't forget! It's important to wash your hands with soap and water before you prepare or eat your meal!

# Optional extra task

- Write a set of instructions explaining how to make the meal you prepared.
- Don't forget to include all of the features of instructions we have been learning about!
- Bossy verbs, time conjunctions, prepositions, bullet points, sub-headings, commas.



# Form II Home Learning 27/03/2020

---

Well done! You finished today's lessons!

I'm looking forward to seeing you all back at school soon!

Miss Ardley

