


# Form II Home Learning 03/04/2020

---

Today we are learning:


- English
- Maths
- RE
- Optional extras



# Form II Home Learning Reminders

---


- Don't forget to read every day to an adult or sibling!
- Practice your times tables every day!
- Continue to practice your spellings!
- Work through your maths bond and arithmetic books at your own pace.



# Form II Useful Resources

---

- <https://www.bbc.co.uk/teach/supermovers>  
Times tables, grammar and just for fun!
- <https://www.topmarks.co.uk/maths-games/7-11-years/ordering-and-sequencing-numbers>  
Maths games
- <https://www.bbc.co.uk/teach/ks2-english/zbrwnrd> English additional resources
- <https://www.bbc.co.uk/teach/ks2-maths/zm9my9q> Maths additional resources
- <https://swiggle.org.uk/> Child safe search engine
- <https://www.twinkl.co.uk/go/lessons/view/arithmeticmagic> Arithmagic game. Code: TA5810





English

LO: To answer  
questions about a text



## English

LO: To answer questions about a text

Write the date and learning objective in your lined book now!



This text is part of the Easter story told from the point of view of Peter, one of Jesus' disciples.

You might find it useful to complete today's RE lesson about Easter before completing this reading comprehension!



Read the text carefully.

Answer the questions in your lined book.

You can go back and read the text as many times as you need to!

Don't forget the date and Learning Objective!

Don't forget to answer in full sentences and check that they make sense!

The answers are on the slides after the questions for you to check your work afterwards!





# Peter

I was his best friend. I would do anything for him. I walked across water for him! As soon as I saw him, I knew he was special. Why else would I drop my nets and follow him? Fishing just didn't seem important anymore once I'd met him. I helped him when we fed thousands of people with one boy's packed lunch. I watched as he healed people. I listened as he spoke. Such wonderful words! I was his right hand man.



And where am I now? Hiding in the corner of a courtyard, completely broken. Tears are streaming down my cowardly face as I think about my master and lord on that cross. I should be with him. With Jesus in his time of need. But no. I am here, saving myself rather than risk being caught and crucified with him.

Things took a turn for the worse on Thursday. There we were in that upper room, taking part in the Passover, and Jesus prayed that my faith would be strong.

"Lord, I am ready to go with you to jail and even to die with you!" I replied.

Then Jesus said: "Before the cock crows, you will say three times that you do not know me."

I remember feeling offended. Surely he knew me better than that. It fired me up. I knew they would try to take him so I wanted to prove how far I'd go to protect him!

Jesus wanted to go somewhere quiet after that to pray to God, so we walked out of the city towards the Mount of Olives, and stopped in the Garden of Gethsemane. It had been a long day. Jesus seemed sad and lonely. He asked us to stay awake while he prayed, but we couldn't keep our eyes open.

Some time later, we were woken by the sound of a mob coming our way. At the centre of the mob was Judas, the traitor! He had told the high priests where to find Jesus! The worm! This was my chance to prove what Jesus meant to me. I rushed forward, drew my sword and hacked off the ear of



Some time later, we were woken by the sound of a mob coming our way. At the centre of the mob was Judas, the traitor! He had told the high priests where to find Jesus! The worm! This was my chance to prove what Jesus meant to me. I rushed forward, drew my sword and hacked off the ear of one of the soldiers.

"Put your sword away!" Jesus commanded me. He picked up the ear, asked the name of the soldier (Malchus), and healed him before our very eyes.

Then, they took him away. Jesus didn't fight back. He just went. We were just left there. Fear gripped me. I followed at a distance trying to blend in with the crowd, but by now I was well known in Jerusalem as being a companion of Jesus.

A woman looked me carefully in the face. "This man was with Jesus!" she said. There was silence all around as dozens of eyes peered at me. "Woman, I don't even know the man!" I replied, petrified.

"You are one of them!" someone else said, some time later. "No I am not!" I answered fearfully.

Perhaps an hour passed after this when yet another person spoke up. "This man must know Jesus! They both come from Galilee!" Perhaps my accent had given me away. Shaking like a leaf, I said, "I don't know what you're talking about!"

At that point, a cock crowed and I remembered. In the distance, Jesus stopped and turned. He looked directly at me. I fell to my knees and sobbed uncontrollably. In my Lord's hour of need, I promised I would be there for him. And what have I done? Cowered in the shadows, desperate to save my own skin.

I feel so ashamed.



## Questions – Peter

1) What was Peter's job before he met Jesus? \_\_\_\_\_

2) Why was Peter hiding?

\_\_\_\_\_

\_\_\_\_\_

3) Where did the disciples celebrate Passover? \_\_\_\_\_

4) Where did Jesus go to pray?

\_\_\_\_\_

5) What word does Peter use to suggest that Judas is a 'lowlife'? \_\_\_\_\_

6) What miracle did Jesus perform when he was arrested?

\_\_\_\_\_

7) What is another word for companion? \_\_\_\_\_

8) Why did people think that Peter was a follower of Jesus? Think of two reasons.

\_\_\_\_\_

\_\_\_\_\_

9) What phrase tells us that Peter was very scared?

---

10) Why is Peter so ashamed?

---

---

11) Choose two adjectives that describe Peter, and justify why you have chosen them.

*Adjective*

*Justification*

---

---

12) Put yourself in Peter's shoes. What would you have done?

---

---

---



## Answers – Peter

1) What was Peter's job before he met Jesus? *Fisherman*

2) Why was Peter hiding?

*He thought that if he was seen with Jesus, he would be crucified with him.*

3) Where did the disciples celebrate Passover? *In an upper room.*

4) Where did Jesus go to pray?

*The Garden of Gethsamane*

5) What word does Peter use to suggest that Judas is a 'lowlife'? *worm*

6) What miracle did Jesus perform when he was arrested?

*He healed the soldier's ear.*

7) What is another word for companion? *friend. Other synonyms are acceptable.*

8) Why did people think that Peter was a follower of Jesus. Think of two reasons.

*He had been seen with Jesus and he spoke in a accent from Galilee.*

9) What phrase tells us that Peter was very scared?

*shaking like a leaf'. Also accept 'fear gripped me'.*

10) Why is Peter so ashamed?

*Peter had promised that he would be there for Jesus, but in his hour of need, he had been more concerned to save his own skin.*

10) Why is Peter so ashamed?

*Peter had promised that he would be there for Jesus, but in his hour of need, he had been more concerned to save his own skin.*

11) Choose two adjectives that describe Peter, and justify why you have chosen them.

*Provide marks for relevant answers such as 'petrified because he thought he was going to be killed.'*

12) Put yourself in Peter's shoes. What would you have done?

*Provide marks for detailed answers that demonstrate understanding of the text.*

## English

LO: To answer questions about a text

How did you find this lesson? Colour a small traffic light at the end of your work.

Red = I didn't understand

Yellow = I need a bit more practice


Green = Got it!





# Maths

LO: To explore rotational symmetry



# Maths


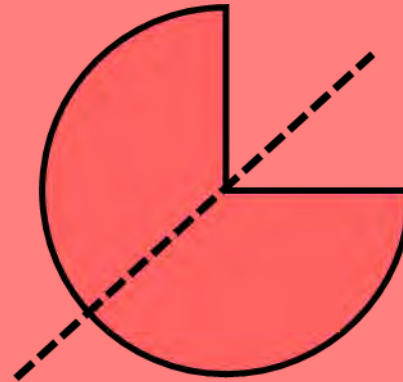
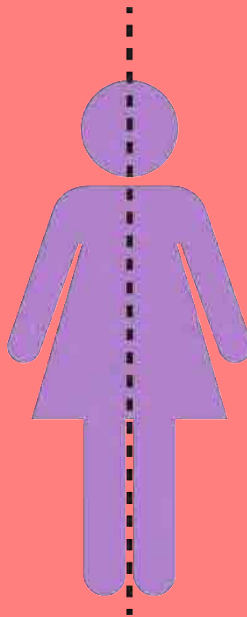

LO: To explore rotational symmetry

Write the date and learning objective in your squared book now!



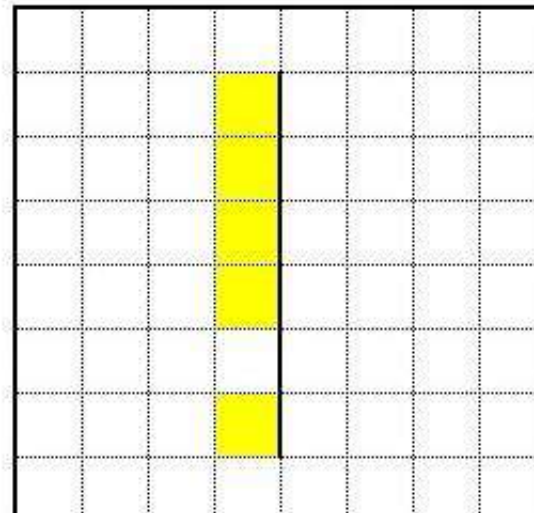
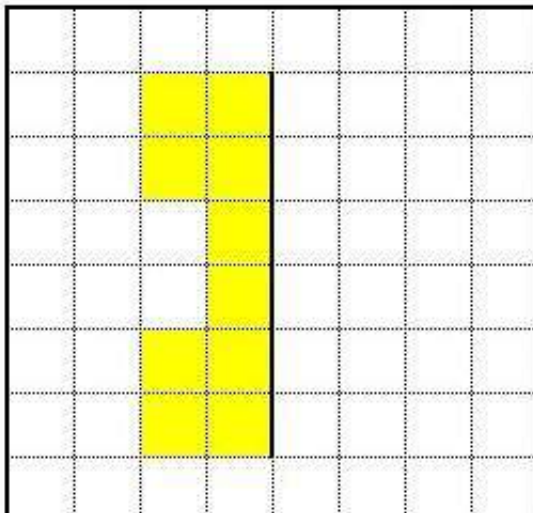
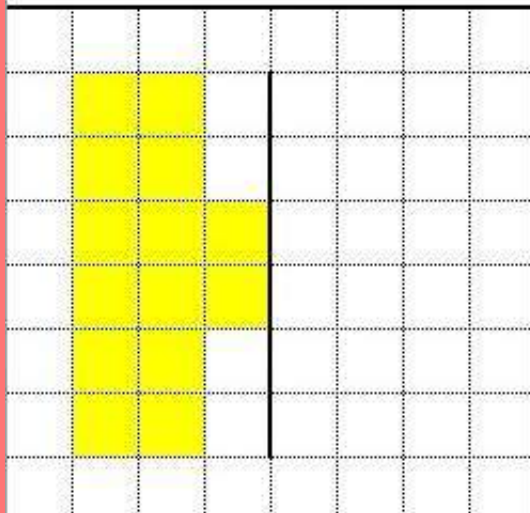
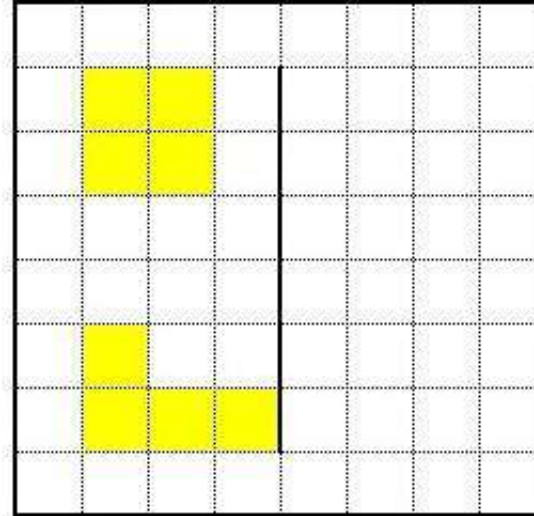
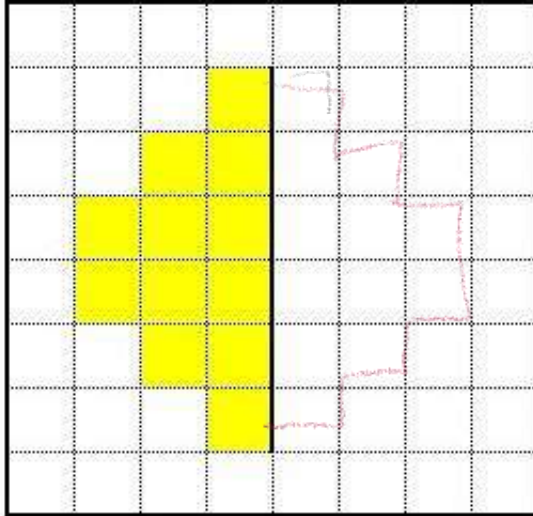
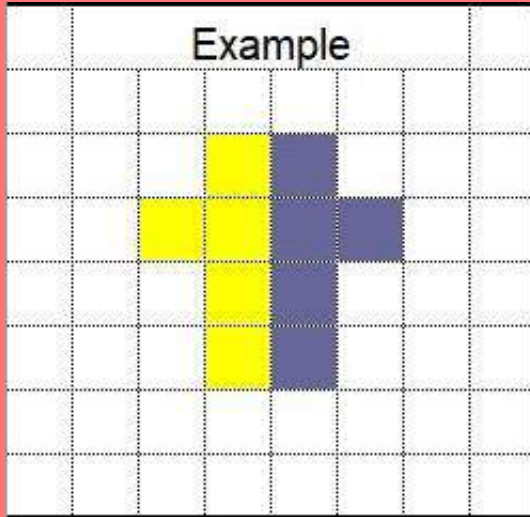
## Let's recap!

Reflection symmetry is where one half of the image is the reflection of the other half. You could fold the image and have both halves match exactly.





# Let's recap!



How did you find  
yesterdays task?

We completed the  
symmetrical images  
by counting the  
squares away from  
the mirror line.

# Rotational Symmetry



# What is Rotational Symmetry?

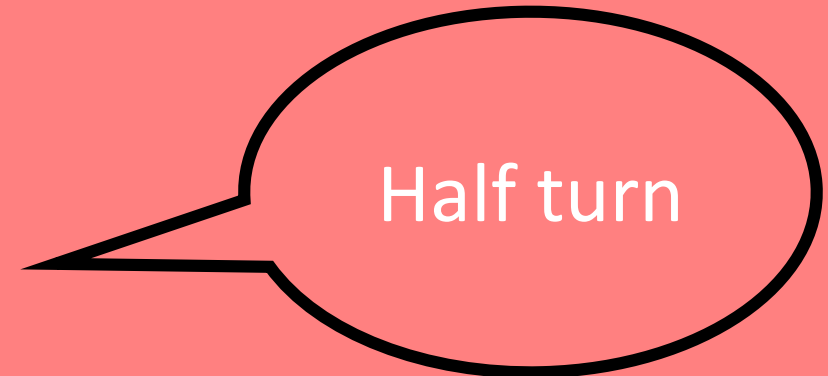

A shape has rotational symmetry if it looks the same after being rotated.

The amount of times you can rotate it onto itself before you get back to the start is call the **order of rotational symmetry**.



Order of rotational symmetry:

**1**



Order of rotational symmetry:



**2**



The shape  
looks the  
same!

Order of rotational symmetry:



**1**



Quarter  
turn

Order of rotational symmetry:

2





Quarter  
turn



Order of rotational symmetry:



**3**



Quarter  
turn

Order of rotational symmetry:



4



Quarter  
turn

Order of rotational symmetry:

**1**





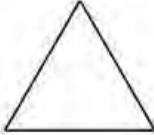
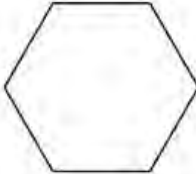

Only **1** full turn makes this shape look the same!

Use your knowledge of reflective and rotational symmetry to complete this table! You could copy and complete into your squared book, or print and stick it in.

To help you find the order of rotational symmetry:

- Print and cut out the shapes.
- Draw a dot in one corner of each shape.
- Draw around the shape onto a piece of paper.
- How many times can you turn the shape inside the lines until the dot gets back to where it started?
- That is the order of rotational symmetry!



	Shape	Reflective	Rotational
1	 Square		
2	 Rectangle		
3	 Equilateral triangle		
4	 Regular hexagon		
5	 Parallelogram		



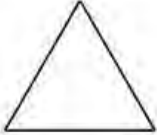
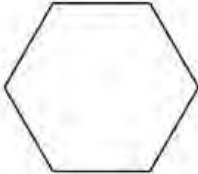






Use your knowledge of reflective and rotational symmetry to complete this table! You could copy and complete into your squared book, or print and stick it in.

To help you find how many lines of reflective symmetry:

- Cut out the shapes.
- Draw a line with a ruler onto the shape.
  - Fold the shape along the line.
- Does one side fit exactly on top of the other?
- If it does, that is a line of symmetry!



	Shape	Reflective	Rotational
1	 Square		
2	 Rectangle		
3	 Equilateral triangle		
4	 Regular hexagon		
5	 Parallelogram		



## Maths

LO: To explore rotational symmetry

How did you find this lesson?  
Colour a small traffic light at the end of your work.

Red = I didn't understand

Yellow = I need a bit more practice

Green = Got it!



# Religious Education

LO: To understand why Christians celebrate Easter

Write the date and learning objective in your lined book now!







Read the following  
Story of Easter

Jesus arrived in Jerusalem on Palm Sunday. The people were happy to see Jesus and waved palm branches.



Some important people were jealous of how much the people loved Jesus.





Judas was one of Jesus' special friends. The important people gave Judas money to tell them where Jesus was so they could arrest him.





Jesus had a special dinner called a Passover meal with his friends. This meal is now known as the Last Supper.



Jesus gave his friends bread and wine. He then told them that one of them had turned against him.



Jesus said that Peter would pretend he didn't know Jesus before the morning arrived and the cock crowed.



Then Jesus went to pray in the garden of Gethsemane.





Judas told the important people where Jesus was. Jesus was arrested.






Peter followed Jesus and waited outside where he was being held. Someone asked if he was Jesus' friend. Peter said he didn't know Jesus.



Then the cock crowed. Peter remembered what Jesus had said and felt very sad.




Pontius Pilate set Barabbas free instead of Jesus. The crowd wanted Jesus punished.






Jesus had to carry a heavy cross through the streets of Jerusalem.



Simon carried Jesus' cross to the hill.







Jesus died on the cross. His friends and family were very sad.



When Jesus died, the earth shook. The curtain in a special place called the Temple was torn in two.



Jesus' body was put into a tomb. A large, heavy stone was put in front of the entrance.



On the third day, Mary and some of Jesus' other friends went to the tomb. Jesus' body wasn't there and the stone had been rolled away. An angel told them that Jesus had risen from the dead.





Jesus visited his friends before going to heaven.





# Comic Strips!

Create a comic strip retelling the story of Easter:

- Challenge – choose template 1 and add pictures.
- Super challenge – choose template 2 and add pictures and sentences.
- Supersonic Challenge – Create your own comic strip from scratch! Use paper and pencils or the computer.



# Template 1

Jesus rode into Jerusalem on a donkey.	Jesus celebrated the Passover meal with his friends.	Jesus went to the Garden of Gethsemane to pray. Then, he was arrested by soldiers.	Jesus carried his cross through the streets of Jerusalem.
Jesus was nailed to a cross in-between two thieves.	Jesus died and the sky then turned dark.	Jesus' body was buried in a tomb and a big stone was placed across the entrance.	Some women went to the tomb to visit Jesus' body. An angel told them that Jesus had risen from the dead.

# Template 2

Draw a comic strip about the events of the Easter story. Write a short description under each picture. Include the following events: Jesus arriving in Jerusalem; the Last Supper; Jesus being arrested; Jesus' crucifixion and his death and finally his resurrection.




# Optional extra task

Print and complete the Easter colouring activities!











# Form II Home Learning 03/04/2020

---

Well done! You finished today's lessons!

I'm looking forward to seeing you all back at school soon!

Miss Ardley

